



SESR15 ELECTRIC PALLET TRUCK

CAPACITY 1500 KG | STANDARD

Safety First

Our electric pallet jack prioritizes operator safety with an integrated emergency button, swiftly altering direction if it detects potential collisions. The magnetic brake ensures smooth stops, especially in tight spaces or on ramps. Collaborating seamlessly with the motor brake, it guarantees a prompt halt even when transporting heavy materials.

Optimized Performance

Specially crafted for light-duty applications in small retail stores, production lines, warehouses, and goods transport sectors, the SESR15 minimizes physical strain on operators with its powered traction and lift capabilities. Fueled by a 0.8 kW drive motor, it provides a cost-effective solution for efficiently moving loads up to 1500 kg. Its compact design ensures unparalleled maneuverability within trucks and confined spaces.

Comfortable Operation

Equipped with compact and interchangeable Lithium-Ion batteries, the SESR15 allows for convenient charging at any power point using an external charger, ensuring optimal uptime. All controls are conveniently located on the handle, and the dual butterfly levers for traction and lifting functions can be effortlessly operated by either hand, guaranteeing precise control.

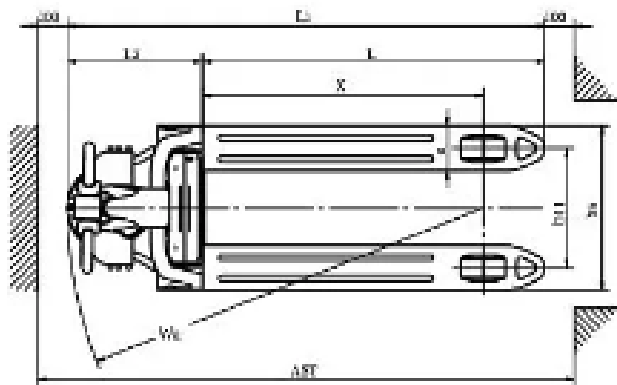
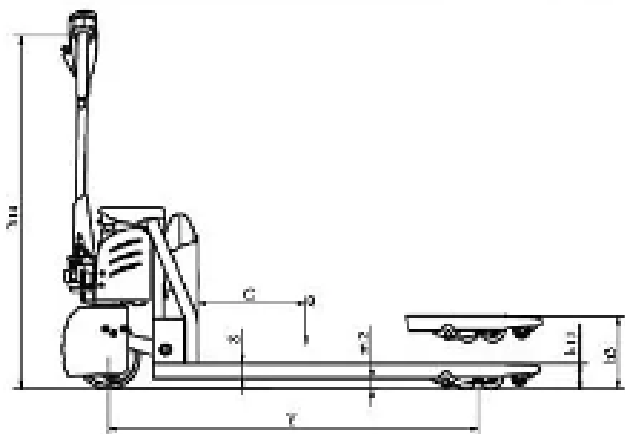
Reliability Redefined

Count on the SESR15 for consistently high performance and reliability. Its durable drive unit and robust chassis, feature a reinforced fork structure, ensuring safe and efficient handling of loads up to 1500 kg. The automatic lift stop at maximum height enhances component quality and durability, protects the pump unit, and reduces noise for a smoother operation.

TECHNICAL DATA

SESR15 Electric Pallet Jack

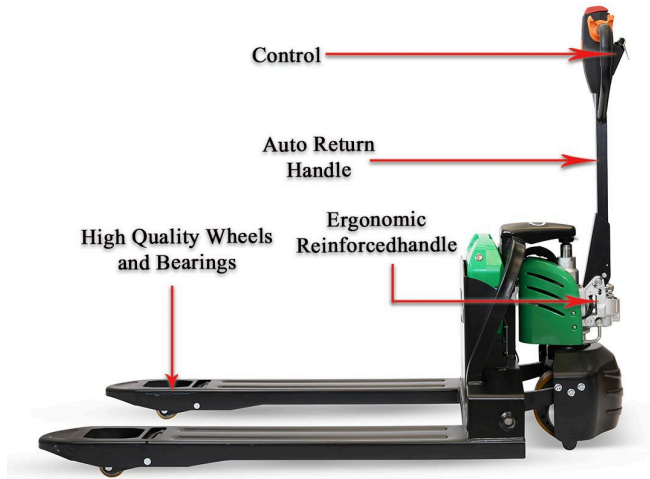
1.1	Manufacturer		SUMACHAY LIFTS
1.2	Model designation		SESR15
1.3	Power unit: Battery, diesel, gasoline, LPG		Battery
1.4	Operation		Pedestrian Propelled
1.5	Load capacity	Q [t]	1.5
1.7	Load center	c [mm]	600
1.9	Axle center to fork face	x [mm]	944
1.1	Wheelbase	y [mm]	1243
2.1	Service weight	[kg]	149
2.2	Axle load with load, front/rear	[kg]	420 / 910
2.3	Axle load without load, front/rear	[kg]	110 / 20
3.1	Tyre: SE=(superelastic), P=(pneumatic)		PU / PU
3.2	Tyre size, front	mm	210x70
3.3	Tyre size, rear	mm	80x60
3.5	Wheels, number front/rear (X=drive)		1x+/4
4.4	Lift	h ₃ [mm]	200
4.9	Height of tiller arm in driving position, min/max	h ₁₄ [mm]	800/1190
4.15	Fork height, lowered	h ₁₃ [mm]	85
4.19	Overall length	l ₁ [mm]	1603
4.20	Length to fork face	l ₂ [mm]	453
4.21	Overall width	b ₁ / b ₂ [mm]	685
4.22	Fork dimensions s x e _l	s.e.l [mm]	50x150x1150
4.25	Distance between fork- arms	b ₅ [mm]	560
4.32	Ground clearance with load, center of wheelbase	m ₂ [mm]	35
4.34	Aisle width, 800 x 1200 along forks	A ₈ [mm]	1854
4.35	Turning radius	W ₀ [mm]	1398
5.1	Travelling speed, with/without load	[km / h]	4.2 / 4.5
5.2	Lifting speed, with/without load	[m/s]	0.02 / 0.025
5.3	Lowering speed, with/without load	[m/s]	0.06 / 0.03
5.8	Max. gradability, laden/ unladen	%	5 / 10
5.9	Acceleration time with/without load	[s]	1 / 2
5.10	Service brake		Electric
6.1	Drive motor rating S2 60 min	[kW]	0.75
6.2	Lift motor rating at S3 10 %	[kW]	0.8
6.3	Battery acc. to DIN 43531/ 35/ 36 A, B, C, no		Li-ion
6.4	Battery voltage, nominal capacity K5	[V / Ah]	24 / 20
6.5	Battery weight	kg	13.2
6.6	Energy consumption acc. to VDI cycle	[kW/h]	n / a
8.1	Type of drive control		DC
8.4	Noise level	[dB (A)]	< 70



FEATURES

Traction and lift system

- 0.65 kW DC drive motor
- Adjustable parameters: travel speed up to 4.5 km / h & acceleration
- Electrical lifting
- Manual lowering



Chassis

- Long, low handle ensures operator is safe yet comfortable distance from the truck
- Rugged, reinforced fork structure provides safe handling of loads up to 1500 kg


Braking system

- Highly efficient electromagnetic brake applied by moving the handle to fully up or down position
- Automatic braking on releasing traction butterfly or reversing direction
- Red emergency stop button



Battery

- Plug and play system
- Li-ION technology
- 6000 mah Battery cell
- Up to 7 h use
- 4 h charging time
- 1500+ Charging cycles



External charger

- Enables opportunity charging at any convenient power outlet
- Easy plug and fast charging
- Wall mounted



Controls

- Traction and lift controls grouped on handle
- Dual butterfly control levers for use with either hand
- Control lever for manual lowering

Subject to modification in the interest of progress. Illustrations and technical details could include options not binding for actual constructions. All dimensions are subject to usual tolerances.



Sumachay India Private Limited
240, Begur Rd, Opp. Madura gramants, Patel layout, Vishwapriya nagar, Begur, Bengaluru | India
Phone + 91 83104 68137
www.sumachaylifts.in

India@sumachay.com